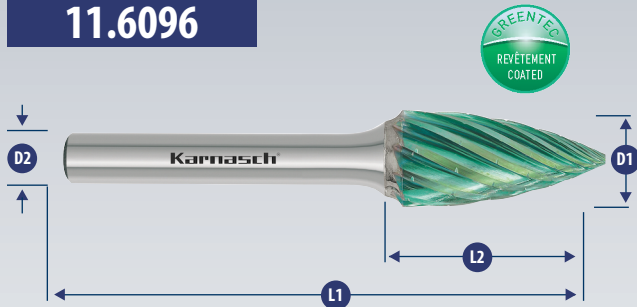


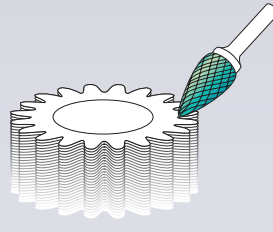
11.6096




ART	D1	L2	D2	L1	Brazed Brasé	VHM SOLID
11.6096.010	• 6	18	6	50		✓
11.6096.020	• 8	20	6	65	✓	
11.6096.030	• 10	20	6	65	✓	
11.6096.040	• 12DIN	25	6	70	✓	
11.6096.050	• 16	25	6	70	✓	

G FORME / SHAPE SPG

Ogive pointue
Tree




11.4096



ART	D1	L2	D2	L1	Brazed Brasé	VHM SOLID
11.4096.010	• 6	18	6	50		✓
11.4096.020	• 8	20	6	65	✓	
11.4096.030	• 10	20	6	65	✓	
11.4096.040	• 12DIN	25	6	70	✓	
11.4096.050	• 16	25	6	70	✓	

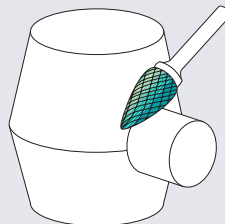
11.6097




ART	D1	L2	D2	L1	Brazed Brasé	VHM SOLID
11.6097.010	• 6	14	6	50		✓
11.6097.020	• 8	20	6	65	✓	
11.6097.030	• 10	20	6	65	✓	
11.6097.040	• 12DIN	30	6	75	✓	
11.6097.050	• 16	35	6	80	✓	

H FORME / SHAPE

Flamme
Flame



11.4097



ART	D1	L2	D2	L1	Brazed Brasé	VHM SOLID
11.4097.010	• 6	14	6	50		✓
11.4097.020	• 8	20	6	65	✓	
11.4097.030	• 10	20	6	65	✓	
11.4097.040	• 12DIN	30	6	75	✓	
11.4097.050	• 16	35	6	80	✓	